



HOW TO OBTAIN YOUR PASSWORD(S) & UNLOCK YOUR KIDS CRAFT HANDBOOK(S)

Some people find the process to obtain their password confusing so I've put together this document to simplify this. Briefly, the process to obtain your password involves:-

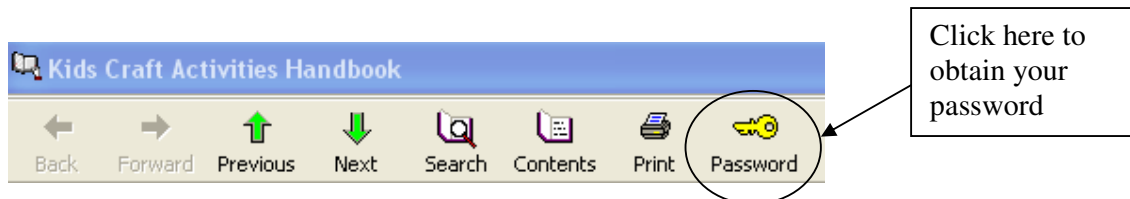
- a) obtaining a password number from each handbook that you purchased, and
- b) entering this password into a form on my website which produces a password to enter to unlock it.

My handbooks use a security system that requires a unique password for each computer that they are opened on. Without entering this password, you will be able to open your handbook but you will only be able to access several of the craft projects found within.

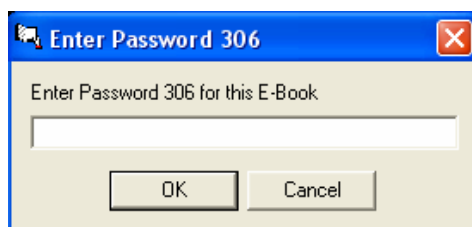
Don't worry, this is not a repetitive process because the password only needs to be entered once to unlock the handbook.

Please follow these instructions to obtain the required password(s) and enter them in your handbook(s).

1) Open each handbook that you purchased and click on the password icon on the far right in the toolbar located at the top of the screen as shown below.



In this example, the password number required is 306. *** Do not enter this number into the box shown below *** – this needs to be entered on my website (please see the next step).



Please email me at support@childlearningsupport.com if experiencing any difficulties



2) If your browser is not already on this page, load <http://www.childlearningsupport.com/kids/complete.php> (you should have been redirected to this page after completing your Paypal order).

Scroll down the page towards to the bottom until the Obtain Your Password box is in view as shown below.

OBTAIN YOUR PASSWORD

Please ensure that you enter your password information into the correct fields based on the product that you purchased.

Your Kids Craft Activities Handbook Password:

Your Kids Paper Plate Craft Handbook Password:

* Paypal Buyer Email Address:

* This email address must match what you supplied Paypal when completing your payment.

Now enter the password(s) into the fields shown to obtain the necessary password(s) and then enter the Paypal Buyer email address that you used to complete your purchase and click on the Get My Password button.

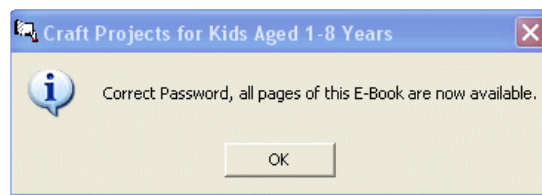
Our systems will check your purchase details based on this email address and will advise the necessary passwords to enter via email.

This process will fail if :-

- a) we have no record of your payment
- b) your payment was unsuccessful
- c) you have entered passwords for products that you did not order

3) Once you receive our email with your password details, open your handbook(s) again and open the Enter Password box again (see step 1 to find out how to load this box). Now enter the password supplied in the email and click on the OK button.

The entry of the correct password is confirmed by the following message.



Please email me at support@childlearningsupport.com if experiencing any difficulties